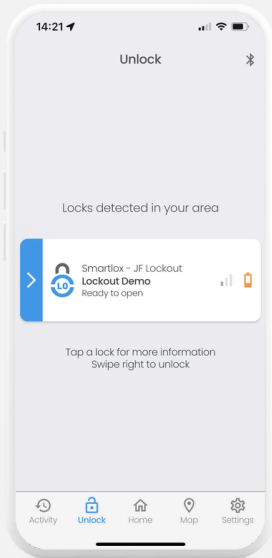
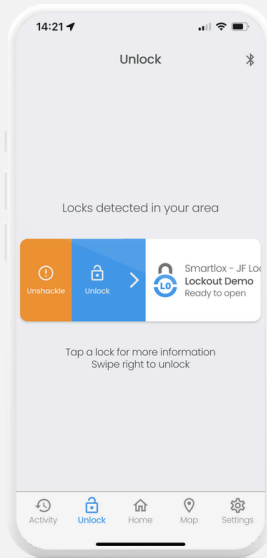


# Technical Guide:

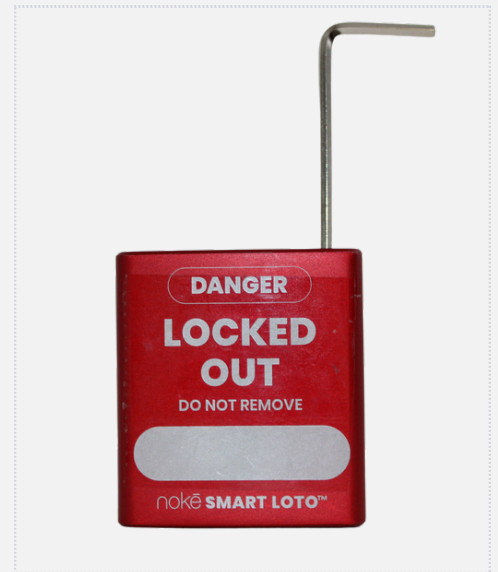
## Changing the Battery




**Step 1:** Go to the 'Unlock' screen and activate your lock.



**Step 2:** Swipe right on the lock and select 'Unshackle' to release the shackle from the lock body.



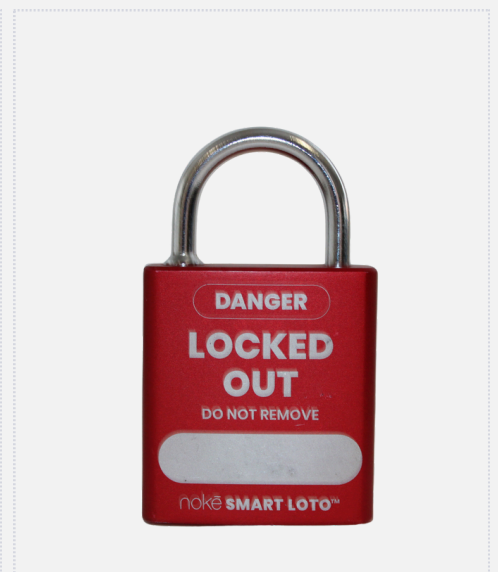
**Step 3:** Insert a 1/8 Allen key and remove the screw.



**Step 4:** Remove the base cover and replace the battery.



**Step 5:** Refit the base and install the screw.



**Step 3:** Reinstall the shackle.

**Note:** Reinstalling the shackle will secure the lock and register it as locked.